

Sheddie News

July 2021

The official newsletter of MENZSHED NZ

From the Chairman

Well our virtual AGM has come and gone. I must say I feel that it was a success even though my picture was not visible on my computer making it a little more difficult for chairing the meeting. We were able on the night to reappoint the regional reps and treasurer who were re-standing for each of those positions. My thanks to them. Unfortunately we were not so lucky with filling the position of secretary. That all changed after a circulated email asking for anyone in our membership of over 4500 sheddies to come forward. I am very happy to report that we have co-opted Dave Savage from the Whitianga Community Menz Shed to the position of secretary. He will be a valued member of the executive and at next years AGM I am hoping that he will stand for the position making it an elected outcome for him. Welcome Dave and we hope you enjoy being on the executive. Our executive team for the year 2021-2022 is as follows:

Chairman:	Trevor Scott Oxford Community Men's Shed/New Brighton Community Menzshed
Secretary	Dave Savage Whitianga Community Menz Shed
Treasurer:	Peter Blackler Menzshed Kapiti
Region 1 Rep:	David Broadhead Mens Shed Auckland East
Region 2 Rep:	Keith Dickson Mt Maunganui Menzshed
Region 3 Rep:	Murray Campbell Henley Men's Shed
Region 4 Rep:	Being covered By Trevor
Region 5 Rep:	Ian Miller Taieri Blokes Shed
Region 6 Rep:	Being cover by Trevor
Webmaster:	Bill Greenwood Bishopdale Menzshed

Farewell to Our Secretary

Roger Bowman has been the secretary of MENZSHED NZ for the past five years. He has made a huge contribution to the running of our organisation both from the work as a secretary and also as resource person when it comes to sorting out matters. His wisdom will be missed. He also has contributed to many things that relate to the welfare of men such as noting when there are opportunities for the health of men that are scheduled each year by a variety of other organisations. His friendly manner and readiness to help has been a strength we at the executive will miss. We farewell Roger from our national organisation and hope that he will continue being a member of a MENZSHED. Sit back and enjoy being a sheddie Roger you have earnt it.



Welcome to Dave Savage our new Secretary

I am 68 years of age retired living the life in Whitianga with my wife of 46 years and have four daughters and seven grandchildren.

I have had a number of community volunteer rolls around the country including:

- Thirty years as a Paramedic with St John (both voluntary and paid full time).
- Two years with Coast guard as radio operator and executive committee member.
- Two years as Secretary with Hokianga RSA.


I have been owner of my own business for a number of years, and worked as a supervisor to a staff of twenty plus over the thirteen years prior to retirement.

I have recently joined the Whitianga Menzshed and have thoroughly enjoyed the companionship that it offers.

Having moved to Whitianga due to family health reasons I have found that I need something to fill my time and keep the grey matter active. Thus I welcome the challenge of the secretary roll.



MIKE'S MOMENTS



OUR VERY FIRST AGM - ON LINE...



A reminder to Facebookers that we have a shedder group called the MENZSHED NZ shed forum at <https://www.facebook.com/groups/917022518450093>

Presently 47 sheds are represented by 89 shedders.

To participate, visit the site and answer the two screening questions.

After your application is accepted, you will be able to read and post to the site.

Safety on the Thicknesser

Thanks to the Halswell Men's Shed for bringing this problem up. There is a gap between the in roller and the table and the out roller and the table on a thicknesser if using the extension rollers. Putting timber in is less of a problem of getting your hand caught between the in roller and table. The out table and roller are a different story. This has caused a member to have his hand caught between the out roller and the table and as the timber is fed through their hand became stuck between the timber and the roller. OH Dear! With a little thought they came up with a table insert that fits between the in or out rollers on both sides of the machine. This was made from stainless steel and stops anyone getting their hand caught while tailing out of the machine or putting timber through the thicknesser. **It may be a good idea to look at your machines and make a similar plate up or a timber insert.**



Gap between table and roller



Table inserts in place You cannot fit your fingers in there any longer.

Time for a Health Check

It is funny that we men will take our car for warrant of fitness and spend \$50 for it only to be told that the car failed. What's wrong with it you may say? Well it needs a new ball joint and the shocks are worn out. What's the cost, about \$400 should fix it. And off we go and get it fixed and the warrant is placed on the window screen. We think nothing about paying for the car to be fixed BUT we don't like paying for our health check that only costs about \$60. Once you pass a certain age it is important to have those health checks. I don't just mean for prostate cancer but for all problems that we face. Over the last few months there have been a small number of menzshed members who have had a health event. This may have been detected if they had had a health check. A simple blood pressure check can identify a lot of problems. Take the time to visit your doctor and treat him as a health partner, talk with your doctor and take a full health check regularly. It may save you and your family some unpleasant health issue just around the corner.

Tired of those Adverts when Browsing

There has been a lot of talk recently about websites or Google tracking you for advertising. If we say "Yes, OK, what advertisements, I always ignore them?" Then what are they achieving? If it is advertisements that pop up when you are looking at a WordPress free site, there is certainly no problem as these can be easily blocked and you won't even know it happens. All browsers can have "ublock origin" installed, FREE. Go to "Add-ons and Themes" on Firefox (top right of the browser and the three horizontal bars gets to the required menu) and for Chrome, enter it into the search panel and install when the website comes up. Rolleston Men's Shed Electronics Department

Funding Applications a Head Ache

Ever had problems with writing out Applications for Funding. Well here is a site that gives some good advice and examples of what to write .

<https://community.net.nz/resources/strategic-grants/grant-application-writing-examples/?fbclid=IwAR2qnm1aePLw2vcfkHgLn-pBfb1C3PUtzQYhPLs8rV2jdZu4E2e4WaVNTz4>

Rothbury Insurance Referral Programme for Menzshed Members

At Rothbury, we help support the local communities we live and work in. With us, you'll get personal service and quality advice from your local broker.

Referral programme for MENZSHED

Feel free to refer a friend, a family member or someone who might need assistance with their insurance needs.

It doesn't matter where you are in New Zealand, simply arrange for your MENZSHED Secretary to provide us with a name and a contact number for any queries around:

- House Insurance
- Contents Insurance
- Vehicle Insurance or
- Business Insurance

If that referral turns into a new client for us, then your local member shed can reap some income from us to help you keep doing the fantastic work you are doing in your local community. And we will keep paying the referral member shed on an annual basis for as long as that client remains with Rothbury.

If you are interested in looking at this potential income stream or would like to find out more, please contact: Bruce Mawson, Rothbury Insurance Brokers Wellington Branch Manager

Mobile: 021 845 542 Email: bruce.mawson@rothbury.co.nz Website: www.rothbury.co.nz

Rothbury Insurance Brokers is a majority owned New Zealand company locally operated in 24 locations around the country. They are the third largest Insurance Broker in New Zealand and have more than 47,000 clients, so they are well placed to look after your insurance needs.

Flooding In Westport

I was pleased to hear that the Westport Menzshed was not flooded. Their community needs a lot of support to get them up and running again. I am sure many of their members were hard hit by the flood. If your shed would like to assist Westport by way of a donation to the Mayoral Relief Fund I am sure they would be grateful. Donations can be made to the Buller Mayoral Relief Fund

Bank account Number: 03-1354-0583471-00

Next Newsletter

The next newsletter is due for publication at the end of October. The deadline for articles for that newsletter is **Friday 22nd October**. When you have completed an interesting project or done something of interest with others down at the shed, send us an article. Don't wait for the deadline as it give the editor time to arrange articles. It is always good to see pictures with an article. Format for article please use Word and Jpeg for pictures as these are easy to work with. Send articles to chairman@menzshed.nz

Region One News

Northland and Auckland

Mens Shed Auckland East

Toy libraries Powered by Mens Shed!

A favourite pastime of many of our members is the repair and refurbishment of toys for our local toy libraries. Sometimes it's a spring clip on an axle and sometimes to make some parts. They remember their grandfathers using bow saws, spokeshaves and rabbit planes. And so we have established a collection of tools from a forgotten world. One day we will hold the key to antiquity!



“Wendy House” ready for occupation

Allan Lendrum and his skilled team of artisans have completed a weatherproof playhouse for Point England Kindergarten. Allan has built it to last, with construction ply, roof trusses and corrugated iron. Thanks to Bunnings Mt Wellington, who supplied materials for this project.



Slabbing for Bernie!

The parks and building sites in our community, sadly many beautiful old trees are being cut down. However, we are giving these ancient woods a new life by cutting them into slabs and making tables and seating for the local community.

Region One News Continued

Settlers Lifestyle Village Blokes Shed

This short article covers a few of the activities that have been happening here at Settlers Blokes Shed.

Sadly, we lost one of our founding members, Gordon Morris, who passed away unexpectedly in May, so this has left a huge hole in our activities here. Gordon and I worked close to advance the shed to where we are now so he will be sorely missed.

One of the major projects we have undertaken is to update our H&S rules and so far, we have completed a large sign that hangs in the shed to remind all of their responsibilities to themselves and others. We still have a way to go on this project with the supporting paperwork etc.

Now to some of the projects we have been working on.

The latest is quite a large project where a small team is resurrecting a 100-year-old clinker dinghy. It was lightly sand blasted to remove all the old paint before arriving here. A lot of the planks had to be repaired. It is nearly to the stage of painting inside and out, see photos.

Other projects include, bird boxes, jewellery boxes, play stove for the Albany Community Preschool and numerous repair jobs that just seem to keep coming in.

The last photo covers boxes made to date with three of them having old NZ coins sunk into the lid.



Region One News Continued

Kerikeri Men's Shed



Just a couple of projects that were undertaken down at the shed.

We have been asked to put some bench seats together for the Far North District Council but we found this mob sitting down on the job!



Kelly - the Manager of the Kaikohe Pioneer Village tried out these stocks we built for them. She was in trouble because the key to open them had been left back at the Shed.

All built and ready for next Stage.

At last it's up. It is a 450 meters sq. shed that took three and a half weeks to erect. Built by Fairdinkum Sheds from Kaukapakapa. This project started July 2015, so it has taken us a little while but with good will, the members of the shed and using all knowledge they have collected over the years we almost have reached our goal.

The HARDWORK starts now as we must do the fit out. This probably will be completed by January 2022 subject to availability of building supplies, says the chair of the Hibiscus Men's Shed.



Region One News Continued

Toy Car “Pop-Up Activity” for School Holiday Programme

In July 2021, Men’s Shed Auckland East were invited by Auckland Council to put on their 2-hour Toy Car “Pop-up Activity” at the Oranga Community Centre in central Auckland as part of their school holiday program.

Led by shed co-founder Keith Hanning and assisted by members John Donovan and Terry Moore, this was about the 10th occasion where the shed had put on their Toy Car activity at a local community event in the last 4 years. Each child is invited to assemble a car (Use 4 screws to attach 4 milk bottle caps to the wood car body), Decorate it with felt pens, race them down the ramps, and take them home. There is no charge to participants or to the host venue. All of the shed members’ time as volunteers is donated, the materials are donated by Bunnings Mt Wellington, and the shed purchases and provides the felt pens.

As the photos provided by the Auckland Council coordinators show, there was a real “buzz” of fun during this activity – everyone involved considered it to be a big success. Our thanks go to Bunnings Mt Wellington for the materials and to Massey Community Men’s Shed who donated the design for the car bodies back at the start in 2016.



Happening at the Dargaville Menz Shed

The Dargaville Menz Shed has been operating for four years now out of rented premises, which are too small to be able to safely accommodate our members and their projects and also to set out all the machinery that we have. We don't have room for a dedicated woodturning, painting or welding area and we are aiming to erect a much larger purpose built shed that will give us the necessary space..

At present we are trying to obtain a site on which to build and then we will be able to approach funding organisations for a grant to top up our reserve fund to the amount we require.

We have done a lot of work for DOC and the Northland Regional Council making predator trap boxes for them. We have built about eight mud kitchens for schools and kindergartens in our area, quite a few sandpit diggers as well as playhouses and sheds.

The local ladies keep us busy repairing chairs, tables, and drawer units as well as building dog kennels and letter boxes etc.

We do have a lot of fun and laughs and also solve all the world's problems in the lunchroom.


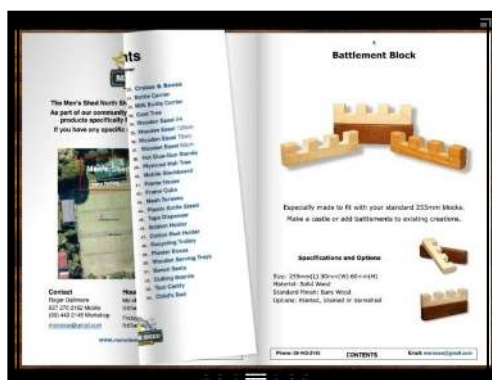


Region One News Continued

Men's Shed North Shore Online Catalogue

After first being mooted late 2019 after a gala day, Men's Shed North Shore now has an online e-book catalogue of some of the more common items we make for kindergartens and early childhood education centres. There was a huge amount of work put into it by the team.

Roger Dallimore (pictured) organised the items and specified the details. These were passed on to Peter McCracken who did the photography and set up the catalogue pages. Graham Bolton, who coordinated the project, did the final layout then created the e-book. Graham then had it edited by Olivia Wagner and posted it to our website. You can view it here: <https://www.mensshednorthshore.nz/ebook/ece>



Men's Shed North Shore Solves a Mystery

Recently MSNS Woodwork shop undertook a job for an enthusiastic local gardener (we will call Joy) who needed some repair work on her 'Cold Frame' ... a simple structure that utilizes solar energy and insulation to create a microclimate within Joy's garden.

Workshop Supervisor David wrote up a job sheet, noted details of repairs required and contact number for when the job was ready for collection.



Through the usual good team effort approach, the job was soon ready and looking great with a new 'solar' plastic sheet firmly stapled on top (not shown in the picture).

David called Joy on her mobile, the only number he had, to give her the good news and was greeted by a woman (we will call Barbara) who calmly announced she was walking along the road, not far from the Muriwai Beach Surf Club and heard this phone ringing in the long grass so thought she

would answer it.

After exchanging contact numbers with Barbara and with no other number to call Joy, the team loaded the Cold Frame into David's van and set off to deliver it. The question in their minds being, what do we do if Joy is not home? Do we report a missing person to Police?

Fortunately Joy was home and delighted that she would soon be reunited with her 'missing' mobile phone.

This was a win-win for both the Shed and Joy. Joy got her repaired Cold Frame delivered and her mobile phone back, and the Shed expecting a \$25 donation for the work done were very grateful when Joy made a \$100 donation instead. Well done team...

Region Two News

Waikato, Bay of Plenty and Gisborne

From the Whitianga MenzShed

At the Whitianga MenzShed AGM on a Thursday in mid June, Trevor Smedley became the first recipient of the Malcolm Brown Memorial Trophy as the shed's "Sheddie of the Year."

"Malcolm Brown, our inaugural chairman, passed away just more than a year ago," shed president, Brian Mearns, said on Thursday. "Our AGM is an opportunity to remember him as the man who was at the forefront of the group of men who were responsible for our very existence as a MenzShed. We acknowledge Malcolm's enthusiasm, humour and drive, and his legacy will be remembered at our AGM annually through the presentation of a memorial trophy carrying his name."

The trophy was made by Whitianga MenzShed member, Dave Key, and was presented to Trevor by Malcolm's wife, Pauline Brown.

"Our first Sheddie of the Year is a man who never misses a day's work at our shed," Brian said, before announcing Trevor as the winner. "Trevor Smedley is usually first to the shed to open up and to get us all ready to go. He is often seen cleaning up, getting rid of the rubbish and doing all the menial tasks that are so important, yet often overlooked by the rest of us. He's a worthy winner."

Trevor is a retired refrigeration engineer who moved three years ago from Auckland to Whitianga to be closer to family. "I had no idea I was in the running to become Sheddie of the Year," he said. "Winning the trophy was a real surprise. I was introduced to the Whitianga MenzShed by a neighbour and joining up was one of the best things I've ever done. It's something I love to be involved in, there's never a dull moment." Trevor also helps out at the Whitianga bike park, mostly fixing the bicycles the park has available for patrons to use. Some of his spare time is occupied by fishing from the shore or taking his boat out on the water. "I like fishing on Lake Taupo too," he said. "I'm a member of the Tongariro and Lake Taupo Anglers Club and enjoy spending a few days every now and again in the Central North Island."

The Whitianga MenzShed is in the process of fundraising for a bigger shed. "We've outgrown the space we're in at the moment," Brian said. "We have earmarked a suitable site and hope to have sign-off in the not too distant future that we can build something suitable to our requirements on. Insofar as our building fund is concerned, things are ticking along nicely, but we'll never say no to anyone who would like to help us out with a few dollars."

The Whitianga Lions are supporting the MenzShed building project and will be donating the proceeds of the art expo they ran over Queen's Birthday Weekend to the shed. The Business Support Community Trust is also in the process of organising a golf day fundraiser for the shed - to be held on Sunday, 22 August. Word is that a brand-new ute will be up for grabs for a hole-in one.



Happy Children at Hikuai School

Pauanui Community Menz Shed hosted the children from Hikuai School. The men of the shed assisted the children in the making of wooden toys. This reinforced the learning taking place at school by putting into practice the mathematics. They applied their measuring skills, as well as using their hands to be creative.



Region Three News

Taranaki, Manawatu, Whanganui, Hawkes Bay and Wellington

Wellington City Menzshed

Lots happening down at the shed. Kevin and Lew built and delivered a beautiful bench from recycled pews and other native timber. That's Kevin supervising the finishing. It replaces the Mt Vic Hub one which was nicked.



The planters at the hospital have been well looked after. The first crop has been picked, the gardens replanted, and someone has added uprights and mesh so the peas and beans have something to climb up.



before and after

New racks for holding the name tags makes it easy for members to find their own tag.



Region Three News Continued

Men's Shed Whanganui

Well Winter has finally arrived here in Whanganui and it's a bit of a shock to the system, the shed is rather cool but the coffee and the heater in the eating parlour, maybe the smoko room, is quite cosy.

The good work goes on, we have made some departure boxes or under ground furniture of late. A dog exercise treadmill is on the go at the moment, amongst a lot of other things. We get a lot of furniture repairs to do and some of it is quite intricate and tries the old brains a fair bit, but we have some very talented people on board. We are still getting quite a lot of new member applications which is good as it brings in some new ideas.



One of our members found a novel way of bridging the gap between a vacuum cleaner and the outlet of the new belt/ disc sander using a paint roller sleeve and it works a real treat, innovation eh!!!.

Our shed has been operating for 9 years so next year we will have to have a 10-year party_ maybe!!!.

We have started having a hot midday meal once a month, run by a different member each month and it is proving quite popular. We are finding there are some excellent cooks amongst us. We each put in \$5 per head to cover the costs.

We have also set up an emergency warden system consisting of the shed manager and one other, we purchased a canister air horn and a couple of warden vests. So far, we have had 3 emergency evacuation exercises which went off well with all the sheddies accounted for so the system works.



We have also set up a core group of first aiders who have a practice exercise every couple of months and check our medical cabinet and the defibrillator to see everything is in order. Cheers the temporary scribe.



Region Three News Continued

Project from The Dannevirke Menzshed

While visiting the Dannevirke shed Mike our cartoonist did this sketch of a real Dannevirke character– Dennis Wraight. The thing he has hold of is a bird feeder he's created from bits and pieces for a local lady. It includes two shovels that hold the bird feed plus an old hand saw for the birdies to rest on. Just shows the talent we have in our sheds!



Time to get rid of the unwanted stuff!

Napier Menz Shed held a big garage sale recently. We had a lot of junk (bits n pieces) that was clogging up our shed space. Ideas what to do with it? Answer "Have a garage sale". What a great way of getting rid of unwanted machinery, old tools and anything else that may sell. It all helps to build up our coffers at the same time. Plus all our members enjoyed dealing with the public. It also is a great publicity stint for the shed. It brings in the wider public giving them the opportunity to see what happens down at the shed.



Region Three News Continued

Introducing the latest Shed on the block affiliated to MENZSHED NZ.

The Waitara Menzshed was inaugurated on Saturday 28th June and is now officially incorporated and are very busy getting their shed cleaned out and set up to really start operating as a Menzshed.

Their building was previously used as a joinery factory for the King Country Timber Company which closed many years ago and has been vacant ever since.

Since the beginning of the month they've held a number of working bees to clean out the accumulated detritus, salvage what they can and dispose of the left overs.

As the photographs show, they've already started alterations. In this instance the framing for their tool storage room, with Gary Sarten, Peter Jackson, Brian Mullen and Brian Andrew's, doing the hard yards. The cladding and roof will be on by the time you read this.

Activity around the old concrete building is already attracting interest from locals who are popping their heads through the doorway, to enquire about the protocol to become members.

Welcome to the fold and congratulations on these first moves and good luck for the future.



Region Four News

Canterbury and Westland

Weighing in at Oxford Community Men's Shed

Asco Scales Made by ASCO Ltd (the Automatic Scale Company) of Broadheath, Manchester, for commercial use. Designed to weigh up to 1 pound accurately, it has counterbalanced pans allowing heavier weights to be equally and accurately measured by placing additional, known weights on the chrome pan. The scale is double sided displaying a simple weight on one side, for the customers with further divisions on the other, including 1/4 ounce divisions and One Penny Divisions which accurately show the price of the product on the scales.

The scales were purchased by Bren's parents in the 1950s for their grocery shop in Redruth, Cornwall. After supermarkets set up in Redruth in the mid-1960s, small shops couldn't compete and Bren's parents reluctantly closed the shop doors for ever in 1970. After closing the shop, the scales were put in 'Dad's shed' and stayed there for almost 45 years and not touched.

The scales were sent down from the UK by Bren's sister as part of their Mum's estate in 2015 and were stored in our shed since receiving them from the UK. Bren has always wanted to bring the scales back to life and to use them, it has revived many happy memories of Bren's childhood helping in the shop earning pocket money. A few weekends ago, and with rainy days, we went to our shed to start work on the scales. When we put them on the bench, the scales had a sound of rusted metal rattling inside. I cautiously started taking the scales apart. Never having worked on scales before, plenty of photographs were taken and parts carefully placed into a plastic pot for safe keeping.



The scales were extremely rusty having been in cold, damp sheds for over 50 years. Prior to starting work on the scales we thought the rust had eaten its way through the enamel coating, this was not the case, to our surprise only the white pan was enamelled and the cast iron casings were enamel painted. Once the casings had been dismantled, the rattling sound was sighted and we discovered it was a band that wraps around a pulley set up and was easily fixed. Now the job of removing the old paint began.

After cleaning, removing rust, treating with rust killer, two coats of etching primer, and three coats of white gloss paint, all of the painted parts were placed in a warm environment (the lounge) for a week to harden off. The scales were then ready to be reassembled. We set aside a Saturday to do the reassembly work.



Reassembly went relatively smoothly, and much to our delight, no nuts or bolts were left over.

Region Four News Continued

Asco Scale story continued:

Once reassembled, the scales were levelled on the kitchen worktop and the process of balancing began. Balancing was straight forward but a little time consuming, underneath the chrome pan that the weights are placed on, there is an indentation for holding small pieces of lead.

The lead taken out at the time of taking the scales apart were placed back in the holder, reassembled and a 2oz weight and then followed by a 1 pound weight to check accuracy.

The scales over-read by just over 1oz, and not having any lead sheet, I used very small wheel balancing weights that I had saved from one of my motorbikes. The added weights were perfect and after reassembly weighed correctly. The scales are now in pride of place standing on the worktop, waiting to be used.



No Donation Too Big or Too Small Cheviot Community Men's Shed

When we formed our group 3 years ago, we were told by Trevor Scott and many other MenzShed Groups around Canterbury, that we would be recipients of donated tools, machinery, timber and many other things that would help us get set up. This has certainly been the case for Cheviot MenzShed. Apart from the sundry hand & power tools we have been donated, a metal lathe, large table bed sander and as we move from our original workshop at the local Area School Woodwork room, we take with us all the large machinery to our new and own Shed. We've had old farm implements & a car donated for scrap value. But just when we thought it couldn't get much better, a local farmer offered us another 'farm implement' and when we went to take a look – **low and behold!! It's a combine harvester** – and it still goes!! So, we're looking at disposal options. We're going to list it on Trademe in the hope someone might have a use for it as is, otherwise we'll probably cut it up for scrap and salvage anything of future use. We hope to be working out of our own building by the end of August and having our official opening in September. Bruce Nicol Chairperson



Region Four News Continued

Rolleston Men's Shed

The Engineering workshop's most recent item is a firebox. The firebox was built and the dimpled copper conical chimney repaired. There is a straight chimney above. This is for warming a BBQ area.

The last of the 21 sculptures for Rolleston has been made. These were originally designed by pupils of Rolleston School as The Dancing Circle.

<https://rollestonshed.wordpress.com/sculptures-for-rolleston-town/>
<https://dancingcircle.weebly.com/> NOTE - Menu top left of page.

Wire models were made and additional ideas were sourced from the web. The pipes were bent and welded then galvanised and painted. They have been placed around Rolleston in places such as the library, shopping centre and playgrounds.



The Woodwork section has made a range of coffee tables from odd items, cupboard doors, single bed, bed ends and anything else that has looked useful.



A number of gym items from the Hope School have been repaired. A child's cot made from plans from the net. It will be available for sale. In both cases these are items for the community or community people and help with funds to run the Shed.

The wood turners have made 15 rollers to be used as foot massages. Another job has been making yarn bowls for holding balls of wool for knitting. These bowls are about 25 cm across and 10 cm tall and are built up from segments of kauri and kwila and then turned in a lathe.

A couple cleaning out their mother's house donated a couple of items. A sewing machine and its table. Originally the table looked like a good item for doing homework on but one of the members whose children had taken his late wife's sewing machine, decided it was a worthy project to restore. The 1946 Singer sewing machine was cleaned, lubricated and rewired to reach the required NZ standard and another two items are back in use.

Odd electrical items appear. A DVD player that someone's child had inserted a couple of business cards into, a mixer with a loose drive cog, a DVD player that a local power surge had upset. In this case it needed the software updated. Yes, software in a DVD player! A breadmaker with two blown thermal fuses. Computers continue to be upgraded by removing Windows software and fitting SSDs (solid state disks) with Linux installed.

The quarterly Electronics Newsletter has also been sent to those who are interested and can be found on the Rolleston Shed's website.

So the Shed carries on doing projects for the community and in lots of cases, giving the menfolk a chance for a break from being around the home.

Rolleston Men's Shed <https://rollestonshed.wordpress.com/>

Region Four News Continued

Build Underway for Menzshed Pegasus/Woodend

It's been eleven months now since AIA/AdvanceKiwi gave us a grant towards building a permanent Shed on the site allocated to us by the Council at the local park. Every month since has brought as many frustrating steps back as steps forward. Then earlier this month came the magic document from the council giving us consent to build. Things then moved along quickly and the concrete base has now been laid and the building should be manufactured and erected in the next month or so. There will still lots to do before we can call it home but our dream is getting closer to reality every day.



Projects Created at the Amberley Menz Shed

Its all happening down at the shed. From toe-pincher coffins, picnic tables for the local hardware store and prototype daffodils for the Cancer Society. Nothing is too big or too small the made.



Region Five News

Otago and Southland


Taieri Blokes Shed

The members of the Taieri Blokes Shed take on many challenging projects and this was one of them.

The brief we had was, “I called this morning and spoke to a lovely gentleman, saying, I was calling in regarding the possibility of your team helping make my little girl a dolls house. I grabbed a few pictures that I thought would look good, I have no idea how difficult this is to make. I am thinking round 600mm wide, total height around 700mm and 300mm deep.” Gary who built it said, the hardest part was getting every thing to scale.

He built it all over five months with one sheet of ply. The walls and roof are grooved to imitate weather boards and roofing iron, and clear plastic in the windows. The interior furniture is all built to scale also.

By the photos the whole front opens out allowing the child to have access to all the rooms and looks a million dollars. The Taieri Shed members are very proud the way this project has turned out, and full credit to Gary in building it. It is amazing the skills that shed members have and share in their sheds.



Another major project by the Taieri Blokes Shed has just been finished and placed on site at the Outram Historical Society Grounds.

The six sided telephone booth sits on their grounds was in a bad state of repair, mainly due to age and weather. They approached us to see if we could refurbish and bring it up to as near as original as possible.

Five members travelled out to Outram and bought the booth back to the shed. As you can see by the photo it was in pretty bad condition.

One panel was missing, rotting timber all round the bottom, some glass missing and the outer roof needed replacing. All the old layers of paint needed to be stripped, before any repainting, inside and outside. This whole process took up to 6 members, 5 months to complete including delivering back on site. Working in a limited space added to the challenge.



Region Five News Continued

Taieri Block Shed Continued:

But sheddies being sheddies, we all managed. Thanks to Jim, Hugh, Tom, Peter, David, George, who did most of the rebuild. The Outram Historical Society are wrapped with the end product sitting on site and displaying the Taieri Blokes Shed tag on it. IT LOOKS GREAT.

We are told many wedding photos are taken on their grounds, this includes round the telephone booth. This was and is a great opportunity to promote the skills and our shed, and the shed movement generally here in New Zealand.



All Happening at the Cromwell Menz Shed

All's going well. Members are enjoying the comradery with each other and having a purpose in life. Projects are flowing out the door and this mud kitchen is one worth a mention. This project was built for the young children to make mudpies etc. We received via a poster comments of thanks from the children, very satisfying for our members. We have a strong core of hearty members turning up on these freezing mornings so its very encouraging. A permanent shed is now becoming a reality as we now have a site leased from the council to build on, great news. If any Menzshed members are up our way or down our way please drop in for a cuppa, we are still situated at the Cromwell racecourse open Thurs/Sat 10am-1pm my mobile phone number is 0272355777. Regards Dennis Booth



New Incorporated Society Act Coming Soon

Each shed if they are an incorporated society will need to address the changes. This will mean most sheds will need to look at updating their documentation if they don't meet the new rules.

One of the main effects of the Act is that a society's constitution must comply with the constitution requirements of the Act.

A constitution must include the following:

- The society's name and purpose.
- How people can become members.
- Provision to keep an up-to-date register of members.
- Provision for the roles and functions of the committee.
- How it controls/manages its finances, including the keeping of financial records.
- The members' rights to access financial reports, AGM minutes, a register of conflicts and other information held by the society.
- Arrangements and requirements for general meetings.
- Details of disciplinary processes for dealing with member conflict.

It is time to look at your sheds documents and look towards updating. Don't leave it to the last minute.

Sponsors and Discount Benefits

Visit our web site to find out more about each company and the benefits they provide to member sheds.

www.menzshed.org.nz/membership/benefits/

